



Round 3 - Phillip Island GP Circuit - September 3 & 4
FORMULA SPORT

Date: **03/09/22**
Event: **R05**
Weather: **Light shower - Temp: 14.6C**
Track: **Becoming damp - Temp: 19.5C**

Leg 1

Started at: **14:48:29**
Laps: **4**
Starters: **26**
Printed at: **15:02**

PROVISIONAL CLASSIFICATION

Pos	No	Name	Class	Machine	Laps	Race Time	Behind Leader	Behind Prev	Fastest Lap	On Lap	Top Speed
1	24	Charles HERN / Murray Valley Training Co	PM1	Yamaha R1 1000	4	8:06.056			1:54.994	1	245
2	36	Christopher DUFFY / Bakery On Broadway / Lynchys Garage / BLS Racing / Wycheproof MCC	PM1	Suzuki GSXR 1000	4	8:06.897	.841	.841	1:50.550	2	262
3	4A	Michael HICKS	PM1	Suzuki GSXR 1000	4	8:07.042	.986	.145	1:56.105	2	244
4	8A	Marcus DELANEY / Horizon Motorcycles / Delaney & Co.	PM6	Yamaha R6 600	4	8:07.399	1.343	.357	1:55.594	2	251
5	268	John PRICE / BRT / Aunty Mal	TBK	Ducati P-gale 1100	4	8:09.561	3.505	2.162	1:52.916	2	248
6	65	Nathan MCKENZIE	PM1	Suzuki GSXR 1000	4	8:09.633	3.577	.072	1:55.744	2	263
7	95	Matthew RINDEL / StayUpright / The Grinning Dingo / AMX / Woodcraft / Shoei / DeWith M-sport	PM1	Yamaha R1 1000	4	8:09.675	3.619	.042	1:56.668	1	252
8	80	David BARTELS / Motorcycle City / Castings Tasmania / BVZ Designs	PM6	Honda CBR 600	4	8:16.843	10.787	7.168	1:59.566	2	220
9	74	Jonathan BOSCH / Ever Ready Bricklaying / Just Water Solutions / Moss Industry Florists	P67	Kawasaki ZX6R 600	4	8:16.916	10.860	.073	2:00.586	2	220
10	6	Cori BOURNE / Pedders Suspension Shepparton / NBS Brake Supplies / Shepparton Service	PM1	Suzuki GSXR 1000	4	8:39.586	33.530	22.670	2:01.273	1	235
11	86	Aaron DREW / Grey Import Spares	PM1	Kawasaki ZX10R 1000	4	8:40.259	34.203	.673	2:04.196	2	225
12	7A	Shane ROBINSON / Sky Links	PM1	Suzuki GSXR 1000	4	8:43.072	37.016	2.813	2:02.917	1	211
13	81	Gary TIDD / Waterjet Solutions	TBK	Ducati 1198	4	8:46.722	40.666	3.650	2:02.267	2	220
14	48	Robert DAFF / Rotunda Racing	TBK	Ducati 998	4	8:47.140	41.084	.418	2:05.813	2	224
15	62	Francis DILLON / Bakery on Broadway	PM1		4	8:48.673	42.617	1.533	2:01.968	2	222
16	46	Jeffrey DIACONO / Melbourne Auto Developments	PM1	Suzuki GSXR 750	4	8:52.892	46.836	4.219	2:08.218	2	239
17	42	Dick LODGE / BLS Racing / The Rock Adventure Centre / Road and River Racing	PM1	Yamaha R1 1000	4	8:57.831	51.775	4.939	2:04.622	2	225
18	73	Stuart BUGG / Cranes Combined K8 Created	P67	Kawasaki ZX7R 750	4	9:12.704	1:06.648	14.873	2:03.199	2	196
19	87	Brad GORRIE	P67	Honda CBR 600	4	9:16.784	1:10.728	4.080	2:14.872	2	184
20	816	Darren LARK	P67	Honda CBR 893	4	10:12.353	2:06.297	55.569	2:29.169	1	184
21	52	Mitchell HAWKSLEY / Webb Racing / Launceston Environmental Services / Engine Reco & Parts	PM6	Honda CBR 600	4	10:39.912	2:33.856	27.559	1:51.441	2	252
DNF	83	Nathan HILLMAN / Pheonix Car Rentals	TBK	Triumph Dayt. 675	3	6:40.834	48.762		2:09.386	2	204
DNF	616	William DOWNIE / Bakery on Broadway	PM1	Suzuki GSXR 1000	2	3:53.964	1 Lap		1:54.910	2	256
DNF	76	Scott WEBSTER	P67	Honda RC30 749	1	2:17.140	2 Laps		2:17.140	1	193
DNF	686	Tracey DAVIES / Breheny Brothers Breweries / RBT Suppliers / The Grinning Dingo	TBK	Ducati P-gale 1199	1	2:18.322	2 Laps	1.182	2:18.322	1	190
DNF	12	Kruiz JENKINS / Jenkins Smash Repairs Racing	PM6	Kawasaki ZX 636	1	2:23.626	2 Laps	5.304	2:23.626	1	190


Fastest Lap was 1:50.550 by Christopher DUFFY

*** RACE DISTANCE REDUCED FROM 5 TO 4 LAPS DUE TO EARLIER TIME DELAYS ***

The results are provisional until the end of the time limit for protests and appeals.


Scott Laing
Chief Timekeeper - Scott Laing

Tony Bolin
Clerk of Course - Tony Bolin



COMPUTIME RACE TIMING SYSTEMS PTY LTD
www.computime.com.au

E-mail: scott@computime.com.au / Ph: 0418 17 13 17





Round 3 - Phillip Island GP Circuit - September 3 & 4
FORMULA SPORT

Leg 1

Date: 03/09/22
Event: R05
Weather: Light shower - Temp: 14.6C
Track: Becoming damp - Temp: 19.5C

Started at: 14:48:29
Laps: 4
Starters: 26
Printed at: 15:02

PROVISIONAL LAP TIMES


No	Name	Lap 1	Lap 2	Lap 3	Lap 4
4A	Michael HICKS	1:58.140	1:56.105	2:00.665	2:12.132
6	Cori BOURNE	2:01.273	2:02.059	2:15.501	2:20.753
7A	Shane ROBINSON	2:02.917	2:06.750	2:15.466	2:17.939
8A	Marcus DELANEY	1:58.466	1:55.594	2:00.814	2:12.525
12	Kruiz JENKINS	2:23.626			
24	Charles HERN	1:54.994	1:55.101	2:01.977	2:13.984
36	Christopher DUFFY	2:00.120	1:50.550	2:03.916	2:12.311
42	Dick LODGE	2:11.801	2:04.622	2:13.061	2:28.347
46	Jeffrey DIACONO	2:14.115	2:08.218	2:13.779	2:16.780
48	Robert DAFF	2:08.192	2:05.813	2:14.702	2:18.433
52	Mitchell HAWKSLEY	1:58.735	1:51.441	3:59.074	2:50.662
62	Francis DILLON	2:10.157	2:01.968	2:15.492	2:21.056
65	Nathan MCKENZIE	1:59.057	1:55.744	2:02.123	2:12.709
73	Stuart BUGG	2:15.706	2:03.199	2:17.396	2:36.403
74	Jonathan BOSCH	2:03.849	2:00.586	2:01.488	2:10.993
76	Scott WEBSTER	2:17.140			
80	David BARTELS	2:03.318	1:59.566	2:02.745	2:11.214
81	Gary TIDD	2:14.747	2:02.267	2:10.452	2:19.256
83	Nathan HILLMAN	2:18.117	2:09.386	2:13.331	
86	Aaron DREW	2:14.575	2:04.196	2:09.701	2:11.787
87	Brad GORRIE	2:18.809	2:14.872	2:20.457	2:22.646
95	Matthew RINDEL	1:56.668	1:56.926	2:02.836	2:13.245
268	John PRICE	1:56.670	1:52.916	2:03.097	2:16.878
616	William DOWNIE	1:59.054	1:54.910		
686	Tracey DAVIES	2:18.322			
816	Darren LARK	2:29.169	2:30.108	2:41.416	2:31.660

*** RACE DISTANCE REDUCED FROM 5 TO 4 LAPS DUE TO EARLIER TIME DELAYS ***

The results are provisional until the end of the time limit for protests and appeals.


Scott Laing
Chief Timekeeper - Scott Laing

Tony Bolin
Clerk of Course - Tony Bolin



COMPUTIME RACE TIMING SYSTEMS PTY LTD
www.computime.com.au

E-mail: scott@computime.com.au / Ph: 0418 17 13 17





Round 3 - Phillip Island GP Circuit - September 3 & 4
FORMULA SPORT

Leg 1

Date: 03/09/22
Event: R05
Weather: Light shower - Temp: 14.6C
Track: Becoming damp - Temp: 19.5C


Started at: 14:48:29
Laps: 4
Starters: 26
Printed at: 15:02

PROVISIONAL SPLIT TIMES

Lap	Split 1	Split 2	Split 3	Split 4	Lap Time	Spd	Lap	Split 1	Split 2	Split 3	Split 4	Lap Time	Spd
4A Michael HICKS (3rd)							42 Dick LODGE (17th)						
1	32.838	33.918	21.433	29.951	1:58.140	203	1	37.592	36.376	23.734	34.099	2:11.801	184
2	<u>28.304</u>	34.969	<u>22.289</u>	<u>30.543</u>	<u>1:56.105</u>	244	2	<u>30.839</u>	<u>36.458</u>	<u>23.807</u>	<u>33.518</u>	<u>2:04.622</u>	225
3	28.761	<u>34.947</u>	24.919	32.038	2:00.665	229	3	31.236	39.399	26.364	36.062	2:13.061	214
4	31.023	38.297	25.147	37.665	2:12.132	211	4	33.992	42.708	28.968	42.679	2:28.347	187
6 Cori BOURNE (10th)							46 Jeffrey DIACONO (16th)						
1	33.858	34.952	22.022	30.441	<u>2:01.273</u>	195	1	37.708	39.221	23.409	33.777	2:14.115	187
2	<u>30.271</u>	<u>36.195</u>	<u>23.807</u>	<u>31.786</u>	2:02.059	235	2	<u>31.071</u>	<u>38.652</u>	<u>24.200</u>	<u>34.295</u>	<u>2:08.218</u>	239
3	31.985	41.073	26.480	35.963	2:15.501	199	3	32.476	39.490	25.984	35.829	2:13.779	211
4	32.890	40.454	27.329	40.080	2:20.753	194	4	32.520	39.474	26.903	37.883	2:16.780	227
7A Shane ROBINSON (12th)							48 Robert DAFF (14th)						
1	35.173	34.234	21.792	31.718	<u>2:02.917</u>	182	1	37.647	36.303	22.150	32.092	2:08.192	189
2	<u>30.916</u>	<u>37.991</u>	<u>23.686</u>	<u>34.157</u>	2:06.750	211	2	<u>31.466</u>	<u>38.358</u>	<u>23.381</u>	<u>32.608</u>	<u>2:05.813</u>	224
3	33.388	39.463	25.515	37.100	2:15.466	161	3	31.521	40.917	26.299	35.965	2:14.702	196
4	33.940	39.169	26.125	38.705	2:17.939	173	4	33.523	39.617	26.298	38.995	2:18.433	187
8A Marcus DELANEY (4th)							52 Mitchell HAWKSLEY (21th)						
1	33.642	33.221	21.510	30.093	1:58.466	196	1	33.956	33.169	21.593	30.017	1:58.735	189
2	<u>27.582</u>	<u>34.873</u>	<u>22.258</u>	<u>30.881</u>	<u>1:55.594</u>	251	2	27.617	<u>32.828</u>	<u>21.117</u>	<u>29.879</u>	<u>1:51.441</u>	252
3	28.655	35.691	23.997	32.471	2:00.814	239	3	<u>27.581</u>	2:13.238	32.078	46.177	3:59.074	234
4	30.032	39.423	25.327	37.743	2:12.525	241	4	41.369	48.849	33.239	47.205	2:50.662	136
12 Kruiz JENKINS (DNF)							62 Francis DILLON (15th)						
1	38.950	41.933	26.234	36.509	<u>2:23.626</u>	167	1	38.133	36.302	23.435	32.287	2:10.157	179
24 Charles HERN (1st)							2	<u>29.654</u>	<u>36.516</u>	<u>23.210</u>	<u>32.588</u>	<u>2:01.968</u>	222
1	32.244	33.206	20.777	28.767	<u>1:54.994</u>	199	3	31.040	38.605	27.441	38.406	2:15.492	191
2	28.741	35.759	<u>20.859</u>	<u>29.742</u>	1:55.101	245	4	34.500	41.140	26.564	38.852	2:21.056	194
3	<u>28.412</u>	<u>34.594</u>	27.017	31.954	2:01.977	234	65 Nathan MCKENZIE (6th)						
4	30.602	38.319	26.258	38.805	2:13.984	233	1	34.188	33.613	21.575	29.681	1:59.057	195
36 Christopher DUFFY (2nd)							2	<u>27.627</u>	<u>34.957</u>	<u>22.274</u>	<u>30.886</u>	<u>1:55.744</u>	263
1	35.263	34.082	21.366	29.409	2:00.120	184	3	29.278	35.658	24.242	32.945	2:02.123	215
2	<u>27.273</u>	<u>33.308</u>	<u>20.591</u>	<u>29.378</u>	<u>1:50.550</u>	262	4	30.413	38.155	25.894	38.247	2:12.709	208
3	28.087	34.774	27.437	33.618	2:03.916	233	73 Stuart BUGG (18th)						
4	30.223	39.632	25.489	36.967	2:12.311	246	1	39.697	38.365	25.613	32.031	2:15.706	160


Scott Laing
Chief Timekeeper - Scott Laing

Tony Bolin
Clerk of Course - Tony Bolin



COMPUTIME RACE TIMING SYSTEMS PTY LTD
www.computime.com.au

E-mail: scott@computime.com.au / Ph: 0418 17 13 17





Round 3 - Phillip Island GP Circuit - September 3 & 4
FORMULA SPORT

Leg 1

Date: 03/09/22
Event: R05
Weather: Light shower - Temp: 14.6C
Track: Becoming damp - Temp: 19.5C

Started at: 14:48:29
Laps: 4
Starters: 26
Printed at: 15:02

PROVISIONAL SPLIT TIMES


Lap	Split 1	Split 2	Split 3	Split 4	Lap Time	Spd	Lap	Split 1	Split 2	Split 3	Split 4	Lap Time	Spd
2	<u>30.766</u>	<u>36.910</u>	<u>23.678</u>	<u>31.845</u>	<u>2:03.199</u>	196	4	31.324	37.427	24.778	38.258	2:11.787	216
3	30.885	38.338	27.595	40.578	2:17.396	188							
4	37.042	43.599	31.565	44.197	2:36.403	149	87 Brad GORRIE (19th)						
							1	39.601	39.290	26.314	33.604	2:18.809	166
							2	33.650	<u>40.599</u>	<u>25.146</u>	<u>35.477</u>	<u>2:14.872</u>	184
74 Jonathan BOSCH (9th)							3	34.162	42.283	26.549	37.463	2:20.457	183
1	34.908	34.255	22.033	32.653	2:03.849	183	4	<u>33.305</u>	41.030	28.645	39.666	2:22.646	174
2	29.765	<u>35.326</u>	<u>22.804</u>	32.691	<u>2:00.586</u>	220	95 Matthew RINDEL (7th)						
3	<u>29.066</u>	36.170	23.606	<u>32.646</u>	2:01.488	220	1	32.050	33.327	21.350	29.941	<u>1:56.668</u>	207
4	29.489	37.482	25.262	38.760	2:10.993	216	2	<u>28.730</u>	<u>35.296</u>	<u>22.173</u>	<u>30.727</u>	1:56.926	252
76 Scott WEBSTER (DNF)							3	28.913	36.363	24.488	33.072	2:02.836	217
1	39.475	40.566	23.969	33.130	<u>2:17.140</u>	189	4	30.673	38.050	26.432	38.090	2:13.245	210
80 David BARTELS (8th)							268 John PRICE (5th)						
1	35.031	34.659	22.000	31.628	2:03.318	188	1	33.261	32.571	20.996	29.842	1:56.670	218
2	<u>30.159</u>	<u>34.210</u>	<u>22.960</u>	<u>32.237</u>	<u>1:59.566</u>	213	2	<u>28.019</u>	34.277	<u>20.772</u>	<u>29.848</u>	<u>1:52.916</u>	248
3	30.586	35.588	23.791	32.780	2:02.745	220	3	28.463	<u>34.194</u>	26.335	34.105	2:03.097	219
4	30.192	37.203	25.362	38.457	2:11.214	219	4	31.866	39.486	26.479	39.047	2:16.878	200
81 Gary TIDD (13th)							616 William DOWNIE (DNF)						
1	42.430	36.572	24.072	31.673	2:14.747		1	34.085	33.477	21.534	29.958	1:59.054	202
2	<u>29.889</u>	<u>36.329</u>	<u>24.007</u>	<u>32.042</u>	<u>2:02.267</u>	220	2	<u>27.995</u>	<u>34.060</u>	<u>22.093</u>	<u>30.762</u>	<u>1:54.910</u>	256
3	30.714	38.434	25.505	35.799	2:10.452	207	686 Tracey DAVIES (DNF)						
4	33.122	39.338	27.363	39.433	2:19.256	184	1	36.932	40.620	25.647	35.123	<u>2:18.322</u>	190
83 Nathan HILLMAN (DNF)							816 Darren LARK (20th)						
1	37.859	40.032	25.586	34.640	2:18.117	177	1	41.304	43.559	27.079	37.227	<u>2:29.169</u>	184
2	32.639	<u>38.326</u>	<u>24.672</u>	<u>33.749</u>	<u>2:09.386</u>	204	2	<u>36.401</u>	44.940	<u>28.863</u>	<u>39.904</u>	2:30.108	167
3	<u>32.440</u>	39.046	26.353	35.492	2:13.331	194	3	39.526	48.059	31.306	42.525	2:41.416	151
86 Aaron DREW (11th)							4	37.515	<u>43.616</u>	29.543	40.986	2:31.660	158
1	39.216	38.805	23.545	33.009	2:14.575	186							
2	30.709	<u>36.341</u>	<u>23.606</u>	<u>33.540</u>	<u>2:04.196</u>	225							
3	<u>29.930</u>	38.888	24.876	36.007	2:09.701	221							

*** RACE DISTANCE REDUCED FROM 5 TO 4 LAPS DUE TO EARLIER TIME DELAYS ***

The results are provisional until the end of the time limit for protests and appeals.


Scott Laing
Chief Timekeeper - Scott Laing

Tony Bolin
Clerk of Course - Tony Bolin



COMPUTIME RACE TIMING SYSTEMS PTY LTD
www.computime.com.au

E-mail: scott@computime.com.au / Ph: 0418 17 13 17





Round 3 - Phillip Island GP Circuit - September 3 & 4
FORMULA SPORT

Leg 1

Started at: **14:48:29**
 Laps: **4**
 Starters: **26**
 Printed at: **15:02**

Date: **03/09/22**
 Event: **R05**
 Weather: **Light shower - Temp: 14.6C**
 Track: **Becoming damp - Temp: 19.3C**

PROVISIONAL FASTEST LAPS SEQUENCE


Lap	Race Pos	No	Name	Machine	Fastest Lap	On Lap
1	1	24	Charles HERN	Yamaha R1 1000	1:54.994	1
2	1	268	John PRICE	Ducati P-gale 1100	1:52.916	2
2	3	52	Mitchell HAWKSLEY	Honda CBR 600	1:51.441	2
2	4	36	Christopher DUFFY	Suzuki GSXR 1000	1:50.550	2

*** RACE DISTANCE REDUCED FROM 5 TO 4 LAPS DUE TO EARLIER TIME DELAYS ***

The results are provisional until the end of the time limit for protests and appeals.


Scott Laing
 Chief Timekeeper - Scott Laing

Tony Bolin
 Clerk of Course - Tony Bolin



COMPUTIME RACE TIMING SYSTEMS PTY LTD
www.computime.com.au

E-mail: scott@computime.com.au / Ph: 0418 17 13 17





Round 3 - Phillip Island GP Circuit - September 3 & 4
FORMULA SPORT

Leg 1

Started at: 14:48:29
Laps: 4
Starters: 26
Printed at: 15:02

Date: 03/09/22
Event: R05
Weather: Light shower - Temp: 14.6C
Track: Becoming damp - Temp: 19.5C

PROVISIONAL LAP SHEET


No	Lap Time	Gap	No	Lap Time	Gap	No	Lap Time	Gap	No	Lap Time	Gap
Lap 1			24	1:55.101	.509	80	2:02.745	13.557	62	2:21.056	42.617
24	1:54.994		52	1:51.441	.590	74	2:01.488	13.851	46	2:16.780	46.836
95	1:56.668	1.674	36	1:50.550	1.084	6	2:15.501	26.761	42	2:28.347	51.775
268	1:56.670	1.676	95	1:56.926	4.008	7A	2:15.466	33.061	73	2:36.403	1:06.64
4A	1:58.140	3.146	616	1:54.910	4.378	81	2:10.452	35.394	87	2:22.646	1:10.72
8A	1:58.466	3.472	8A	1:55.594	4.474	62	2:15.492	35.545	816	2:31.660	2:06.29
52	1:58.735	3.741	4A	1:56.105	4.659	86	2:09.701	36.400	52	2:50.662	2:33.85
616	1:59.054	4.060	65	1:55.744	5.215	48	2:14.702	36.635			
65	1:59.057	4.063	80	1:59.566	13.298	42	2:13.061	37.412			
36	2:00.120	5.126	6	2:02.059	13.746	46	2:13.779	44.040			
6	2:01.273	6.279	74	2:00.586	14.849	73	2:17.396	44.229			
7A	2:02.917	7.923	7A	2:06.750	20.081	83	2:13.331	48.762			
80	2:03.318	8.324	62	2:01.968	22.539	87	2:20.457	1:02.06			
74	2:03.849	8.855	48	2:05.813	24.419	816	2:41.416	1:48.62			
48	2:08.192	13.198	42	2:04.622	26.837	52	3:59.074	1:57.17			
62	2:10.157	15.163	81	2:02.267	27.428						
42	2:11.801	16.807	86	2:04.196	29.185	Lap 4					
46	2:14.115	19.121	73	2:03.199	29.319	24	2:13.984				
86	2:14.575	19.581	46	2:08.218	32.747	36	2:12.311	.841			
81	2:14.747	19.753	83	2:09.386	37.917	4A	2:12.132	.986			
73	2:15.706	20.712	87	2:14.872	44.095	8A	2:12.525	1.343			
76	2:17.140	22.146	816	2:30.108	1:09.69	268	2:16.878	3.505			
83	2:18.117	23.123	Lap 3			65	2:12.709	3.577			
686	2:18.322	23.328	24	2:01.977		95	2:13.245	3.619			
87	2:18.809	23.815	268	2:03.097	.611	80	2:11.214	10.787			
12	2:23.626	28.632	36	2:03.916	2.514	74	2:10.993	10.860			
816	2:29.169	34.175	8A	2:00.814	2.802	6	2:20.753	33.530			
			4A	2:00.665	2.838	86	2:11.787	34.203			
			95	2:02.836	4.358	7A	2:17.939	37.016			
			65	2:02.123	4.852	81	2:19.256	40.666			
						48	2:18.433	41.084			

*** RACE DISTANCE REDUCED FROM 5 TO 4 LAPS DUE TO EARLIER TIME DELAYS ***

The results are provisional until the end of the time limit for protests and appeals.


Scott Laing
Chief Timekeeper - Scott Laing

Tony Bolin
Clerk of Course - Tony Bolin



COMPUTIME RACE TIMING SYSTEMS PTY LTD
www.computime.com.au

E-mail: scott@computime.com.au / Ph: 0418 17 13 17





Round 3 - Phillip Island GP Circuit - September 3 & 4
FORMULA SPORT

Leg 1

Started at: 14:48:29
Laps: 4
Starters: 26
Printed at: 15:02

Date: 03/09/22
Event: R05
Weather: Light shower - Temp: 14.6C
Track: Becoming damp - Temp: 19.5C

PROVISIONAL LAP CHART


Name	Grid	1	2	3	4	Name
C. HERN	24	24	268	24	24	C. HERN
C. BOURNE	6	95	24	268	36	C. DUFFY
M. RINDEL	95	268	52	36	4A	M. HICKS
M. DELANEY	8A	4A	36	8A	8A	M. DELANEY
J. PRICE	268	8A	95	4A	268	J. PRICE
M. HICKS	4A	52	616	95	65	N. MCKENZIE
S. ROBINSON	7A	616	8A	65	95	M. RINDEL
W. DOWNIE	616	65	4A	80	80	D. BARTELS
M. HAWKSLEY	52	36	65	74	74	J. BOSCH
S. O'BRIEN	3	6	80	6	6	C. BOURNE
J. DIACONO	46	7A	6	7A	86	A. DREW
D. BARTELS	80	80	74	81	7A	S. ROBINSON
J. BOSCH	74	74	7A	62	81	G. TIDD
N. MCKENZIE	65	48	62	86	48	R. DAFF
R. DAFF	48	62	48	48	62	F. DILLON
T. DAVIES	686	42	42	42	46	J. DIACONO
D. LODGE	42	46	81	46	42	D. LODGE
P. CONWAY	37	86	86	73	73	S. BUGG
K. JENKINS	12	81	73	83	87	B. GORRIE
N. HILLMAN	83	73	46	87	816	D. LARK
B. GORRIE	87	76	83	816	52	M. HAWKSLEY
N. HILLMAN		83	87	52		
T. DAVIES		686	816			
B. GORRIE		87				
K. JENKINS		12				K. JENKINS
D. LARK		816				

*** RACE DISTANCE REDUCED FROM 5 TO 4 LAPS DUE TO EARLIER TIME DELAYS ***

The results are provisional until the end of the time limit for protests and appeals.


Scott Laing
Chief Timekeeper - Scott Laing

Tony Bolin
Clerk of Course - Tony Bolin



COMPUTIME RACE TIMING SYSTEMS PTY LTD
www.computime.com.au

E-mail: scott@computime.com.au / Ph: 0418 17 13 17





Round 3 - Phillip Island GP Circuit - September 3 & 4
FORMULA SPORT

Leg 1

Date: 03/09/22
Event: R05
Weather: Light shower - Temp: 14.6C
Track: Becoming damp - Temp: 19.5C

Started at: 14:48:29
Laps: 4
Starters: 26
Printed at: 15:02

PROVISIONAL BEST PARTIAL TIMES


Pos	Split 1		Split 2		Split 3		Split 4		LAP		Ideal	Fastest
	Name	Time	Name	Time	Name	Time	Name	Time	Name	Time		
1	C. DUFFY	27.273	J. PRICE	32.571	C. DUFFY	20.591	C. HERN	28.767	C. DUFFY	1:50.550	1:50.550	
2	M. HAWKSLE	27.581	M. HAWKSLE	32.828	J. PRICE	20.772	C. DUFFY	29.378	C. HERN	1:51.162	1:54.994	
3	M. DELANEY	27.582	C. HERN	33.206	C. HERN	20.777	N. MCKENZIE	29.681	J. PRICE	1:51.204	1:52.916	
4	N. MCKENZIE	27.627	M. DELANEY	33.221	M. HAWKSLE	21.117	J. PRICE	29.842	M. HAWKSLE	1:51.405	1:51.441	
5	W. DOWNIE	27.981	C. DUFFY	33.308	M. RINDEL	21.350	M. HAWKSLE	29.879	M. DELANEY	1:52.406	1:55.594	
6	J. PRICE	28.019	M. RINDEL	33.327	M. HICKS	21.433	M. RINDEL	29.941	N. MCKENZIE	1:52.496	1:55.744	
7	M. HICKS	28.304	W. DOWNIE	33.477	M. DELANEY	21.510	M. HICKS	29.951	W. DOWNIE	1:52.950	1:54.910	
8	C. HERN	28.412	N. MCKENZIE	33.613	W. DOWNIE	21.534	W. DOWNIE	29.958	M. RINDEL	1:53.348	1:56.668	
9	M. RINDEL	28.730	M. HICKS	33.918	N. MCKENZIE	21.575	M. DELANEY	30.093	M. HICKS	1:53.606	1:56.105	
10	J. BOSCH	29.066	D. BARTELS	34.210	S. ROBINSON	21.792	C. BOURNE	30.441	C. BOURNE	1:57.686	2:01.273	
11	F. DILLON	29.654	S. ROBINSON	34.234	D. BARTELS	22.000	D. BARTELS	31.628	D. BARTELS	1:57.997	1:59.566	
12	G. TIDD	29.889	J. BOSCH	34.255	C. BOURNE	22.022	G. TIDD	31.673	J. BOSCH	1:58.000	2:00.586	
13	A. DREW	29.930	C. BOURNE	34.952	J. BOSCH	22.033	S. ROBINSON	31.718	S. ROBINSON	1:58.660	2:02.917	
14	D. BARTELS	30.159	F. DILLON	36.302	R. DAFF	22.150	S. BUGG	31.845	F. DILLON	2:01.453	2:01.968	
15	C. BOURNE	30.271	R. DAFF	36.303	F. DILLON	23.210	R. DAFF	32.092	G. TIDD	2:01.898	2:02.267	
16	S. BUGG	30.766	G. TIDD	36.329	J. DIACONO	23.409	F. DILLON	32.287	R. DAFF	2:02.011	2:05.813	
17	D. LODGE	30.839	A. DREW	36.341	A. DREW	23.545	J. BOSCH	32.646	A. DREW	2:02.825	2:04.196	
18	S. ROBINSON	30.916	D. LODGE	36.376	S. BUGG	23.678	A. DREW	33.009	S. BUGG	2:03.199	2:03.199	
19	J. DIACONO	31.071	S. BUGG	36.910	D. LODGE	23.734	S. WEBSTER	33.130	D. LODGE	2:04.467	2:04.622	
20	R. DAFF	31.466	N. HILLMAN	38.326	S. WEBSTER	23.969	D. LODGE	33.518	J. DIACONO	2:06.909	2:08.218	
21	N. HILLMAN	32.440	J. DIACONO	38.652	G. TIDD	24.007	B. GORRIE	33.604	N. HILLMAN	2:09.187	2:09.386	
22	S. WEBSTER	33.163	B. GORRIE	39.290	N. HILLMAN	24.672	N. HILLMAN	33.749	S. WEBSTER	2:10.828	2:17.140	
23	B. GORRIE	33.305	S. WEBSTER	40.566	B. GORRIE	25.146	J. DIACONO	33.777	B. GORRIE	2:11.345	2:14.872	
24	K. JENKINS	35.208	T. DAVIES	40.620	T. DAVIES	25.647	T. DAVIES	35.123	T. DAVIES	2:18.309	2:18.322	
25	D. LARK	36.401	K. JENKINS	41.933	K. JENKINS	26.234	K. JENKINS	36.509	K. JENKINS	2:19.884	2:23.626	
26	T. DAVIES	36.919	D. LARK	43.559	D. LARK	27.079	D. LARK	37.227	D. LARK	2:24.266	2:29.169	

*** RACE DISTANCE REDUCED FROM 5 TO 4 LAPS DUE TO EARLIER TIME DELAYS ***

The results are provisional until the end of the time limit for protests and appeals.


Scott Laing
Chief Timekeeper - Scott Laing

Tony Bolin
Clerk of Course - Tony Bolin



COMPUTIME RACE TIMING SYSTEMS PTY LTD
www.computime.com.au

E-mail: scott@computime.com.au / Ph: 0418 17 13 17





Round 3 - Phillip Island GP Circuit - September 3 & 4

FORMULA SPORT

LEG 2 (Event 12)

Date: 03/09/22
Event: R05
Weather: Light shower - Temp: 14.6C
Track: Becoming damp - Temp: 19.5C

Started at: 14:48:29
Laps: 4
Starters: 26
Printed at: 15:02


PROVISIONAL GRID SHEET



1	24 C. HERN 8:06.056	2	36 C. DUFFY 8:06.897	3	4A M. HICKS 8:07.042
2	8A M. DELANEY 8:07.399	5	268 J. PRICE 8:09.561	6	65 N. MCKENZIE 8:09.633
3	95 M. RINDEL 8:09.675	8	80 D. BARTELS 8:16.843	9	74 J. BOSCH 8:16.916
4	6 C. BOURNE 8:39.586	11	86 A. DREW 8:40.259	12	7A S. ROBINSON 8:43.072
5	81 G. TIDD 8:46.722	14	48 R. DAFF 8:47.140	15	62 F. DILLON 8:48.673
6	46 J. DIACONO 8:52.892	17	42 D. LODGE 8:57.831	18	73 S. BUGG 9:12.704
7	87 B. GORRIE 9:16.784	20	816 D. LARK 10:12.353	21	52 M. HAWKSLEY 10:39.912
8	83 N. HILLMAN 6:40.834	23	616 W. DOWNIE 3:53.964	24	76 S. WEBSTER 2:17.140
9	686 T. DAVIES 2:18.322	26	12 K. JENKINS 2:23.626		


Scott Laing
Chief Timekeeper - Scott Laing

Tony Bolin
Clerk of Course - Tony Bolin



COMPUTIME RACE TIMING SYSTEMS PTY LTD
www.computime.com.au

E-mail: scott@computime.com.au / Ph: 0418 17 13 17





Round 3 - Phillip Island GP Circuit - September 3 & 4
FORMULA SPORT

Date: 03/09/22
 Event: R05
 Weather: Light shower - Temp: 14.6C
 Track: Becoming damp - Temp: 19.5C

LEG 2 (Event 12)
PROVISIONAL GRID SHEET


Started at: 14:48:29
 Laps: 4
 Starters: 26
 Printed at: 15:02

		26 12 K. JENKINS 2:23.626	25 686 T. DAVIES 2:18.322	9
24 76 S. WEBSTER 2:17.140	23 616 W. DOWNIE 3:53.964	22 83 N. HILLMAN 6:40.834		8
	21 52 M. HAWKSLEY 10:39.912	20 816 D. LARK 10:12.353	19 87 B. GORRIE 9:16.784	7
18 73 S. BUGG 9:12.704	17 42 D. LODGE 8:57.831	16 46 J. DIACONO 8:52.892		6
	15 62 F. DILLON 8:48.673	14 48 R. DAFF 8:47.140	13 81 G. TIDD 8:46.722	5
12 7A S. ROBINSON 8:43.072	11 86 A. DREW 8:40.259	10 6 C. BOURNE 8:39.586		4
	9 74 J. BOSCH 8:16.916	8 80 D. BARTELS 8:16.843	7 95 M. RINDEL 8:09.675	3
6 65 N. MCKENZIE 8:09.633	5 268 J. PRICE 8:09.561	4 8A M. DELANEY 8:07.399		2
	3 4A M. HICKS 8:07.042	2 36 C. DUFFY 8:06.897	1 24 C. HERN 8:06.056	1




Scott Laing
 Chief Timekeeper - Scott Laing

Tony Bolin
 Clerk of Course - Tony Bolin



COMPUTIME RACE TIMING SYSTEMS PTY LTD
www.computime.com.au

E-mail: scott@computime.com.au / Ph: 0418 17 13 17





Round 3 - Phillip Island GP Circuit - September 3 & 4

FORMULA SPORT

PROVISIONAL PROGRESSIVE ROUND POINTS

PERIOD 6 & 7

Pos	No	Name	Rnd 3 Race 1	Total
1	74	Jonathan BOSCH	25	25
2	73	Stuart BUGG	20	20
3	87	Brad GORRIE	18	18
4	816	Darren LARK	17	17

PRE-MODERN 1000cc

Pos	No	Name	Rnd 3 Race 1	Total
1	24	Charles HERN	25	25
2	36	Christopher DUFFY	20	20
3	4A	Michael HICKS	18	18
4	65	Nathan MCKENZIE	17	17
5	95	Matthew RINDEL	16	16
6	6	Cori BOURNE	15	15
7	86	Aaron DREW	14	14
8	7A	Shane ROBINSON	13	13
9	62	Francis DILLON	12	12
10	46	Jeffrey DIACONO	11	11
11	42	Dick LODGE	10	10

PRE-MODERN 600cc

Pos	No	Name	Rnd 3 Race 1	Total
1	8A	Marcus DELANEY	25	25
2	80	David BARTELS	20	20
3	52	Mitchell HAWKSLEY	18	18

THUNDERBIKE

Pos	No	Name	Rnd 3 Race 1	Total
1	268	John PRICE	25	25
2	81	Gary TIDD	20	20
3	48	Robert DAFF	18	18



Chief Timekeeper - Scott Laing


Clerk of Course - Tony Bolin



COMPUTIME RACE TIMING SYSTEMS PTY LTD
www.computime.com.au

E-mail: scott@computime.com.au / Ph: 0418 17 13 17





Round 3 - Phillip Island GP Circuit - September 3 & 4

FORMULA SPORT

PROVISIONAL PROGRESSIVE SERIES POINTS

PERIOD 6 & 7

Pos	No	Name	Rnd 1 B/ford	Rnd 2 Wint	Rnd 3 Race 1	Total
1	74	Jonathan BOSCH	90	100	25	215
2		Paul CONWAY	61	70		131
3	73	Stuart BUGG	83		20	103
4		Douglas HALL		76		76
5		Brendan SCHMIDT		40		40
6	87	Brad GORRIE			18	18
7	816	Darren LARK			17	17

PRE-MODERN 1000cc


Pos	No	Name	Rnd 1 B/ford	Rnd 2 Wint	Rnd 3 Race 1	Total
1	95	Matthew RINDEL	90	85	16	191
2	6	Cori BOURNE	68	76	15	159
3	46	Jeffrey DIACONO	63	67	11	141
4	42	Dick LODGE	64	54	10	128
5	4A	Michael HICKS		88	18	106
6		Philip BUCKMAN	68	34		102
7		Andrew HANNAN	76			76
8	86	Aaron DREW		57	14	71
9		William DOWNIE		64		64
10	24	Charles HERN			25	25
11	36	Christopher DUFFY			20	20
12	65	Nathan MCKENZIE			17	17
13	7A	Shane ROBINSON			13	13
14		Kruiz JENKINS		13		13
15	62	Francis DILLON			12	12

PRE-MODERN 600cc

Pos	No	Name	Rnd 1 B/ford	Rnd 2 Wint	Rnd 3 Race 1	Total
1	52	Mitchell HAWKSLEY	100	100	18	218
2	8A	Marcus DELANEY	56		25	81
3		Matthew LONG	78			78
4	80	David BARTELS			20	20
5		Christopher GILBEE	18			18


Scott Laing
 Chief Timekeeper - Scott Laing

Tony Bolin
 Clerk of Course - Tony Bolin



COMPUTIME RACE TIMING SYSTEMS PTY LTD
www.computime.com.au

E-mail: scott@computime.com.au / Ph: 0418 17 13 17






Round 3 - Phillip Island GP Circuit - September 3 & 4
FORMULA SPORT
PROVISIONAL PROGRESSIVE SERIES POINTS

THUNDERBIKE

Pos	No	Name	Rnd 1 B/ford	Rnd 2 Wint	Rnd 3 Race 1	Total
1		Tracey DAVIES	100	86		186
2	48	Robert DAFF	18	80	18	116
3		William FISHER		68		68
4		Richard MARROCCINI	60			60
5	268	John PRICE			25	25
6	81	Gary TIDD			20	20


Chief Timekeeper - Scott Laing


Clerk of Course - Tony Bolin



COMPUTIME RACE TIMING SYSTEMS PTY LTD
www.computime.com.au

E-mail: scott@computime.com.au / Ph: 0418 17 13 17

